



## Annex 1 Every Drop Matters Final Report

Recipient Institution:	Indus Earth Trust	
Project ID (as per the MCGA)	EDM –PAK-01/2013	
Project Title:	Safe Drinking Water Supply Project – Solar Water Pump	
Country:	Pakistan	
Interim report #	Project Completion Report	
Period covered by the report:	From: 1 <sup>st</sup> Sep, 2013	To: 20 <sup>th</sup> Dec, 2014
Submission date:	2 <sup>nd</sup> Jan , 2015	
<p>I, &lt;name of the authorized person (signatory)&gt;, acting as the Authorized Person of the &lt;name of the Recipient Institute&gt; confirm and certify that the information contained in this Interim/Final Progress Report is correct and accurate to the best of my knowledge.</p>		
	Name and signature	Date
Prepared by:	Aijaz Ali	2 <sup>nd</sup> Jan, 2015


Summary of results achieved during the reporting period (500 words)

### Social Mobilization

Social Mobilization process has been completed in 25 villages, formed Men & Women organization in each village. Survey of all 25 villages through the poverty scorecard has been completed, all information of households put in MIS. Term of Partnership signed with community organizations.

### List of Beneficiary Villages

S.no	Village	Union Council	Teluka	District
1	Qadir Bux Khaskheli	Tando Hafiz Shah	Thatta	Thatta
2	Qaadu Dall	Tando Hafiz Shah	Thatta	Thatta
3	Usman Gajani	Tando Hafiz Shah	Thatta	Thatta
4	Rawatiyu 1	Tando Hafiz Shah	Thatta	Thatta
5	Rawatiyu 2	Tando Hafiz Shah	Thatta	Thatta
6	Rawatiyu 3	Tando Hafiz Shah	Thatta	Thatta
7	Siddique Lakhi	Tando Hafiz Shah	Thatta	Thatta
8	Ismail khaskheli	Tando Hafiz Shah	Thatta	Thatta
9	Sajjan mirbahar	Gujjo	Thatta	Thatta
10	Bhale.dino Palari	Gujjo	Thatta	Thatta
11	Ali Muhammad mirbahar	Gujjo	Thatta	Thatta
12	Imam bux Brohi	Kallri	Thatta	Thatta
13	Rawal Jakhro	Kallri	Thatta	Thatta
14	Allah Rakhiyo Paliyo	Kallri	Thatta	Thatta
15	Wali Mohd jokhio	Kallri	Thatta	Thatta
16	Ali mohd narejo	Kallri	Thatta	Thatta
17	Sayed Ali akber	Kallri	Thatta	Thatta
18	Essa Jokhio	Kallri	Thatta	Thatta
19	Rahim Shoro	Kallri	Thatta	Thatta


20	Ramzan khaskheli	Kallri	Thatta	Thatta
21	Suleman Jakhro	Kallri	Thatta	Thatta
22	Dodal Khaskheli	Kallri	Thatta	Thatta
23	Achhar Mondo	Kallri	Thatta	Thatta
24	Ishaque Jakhro	Kallri	Thatta	Thatta
25	Allah dino Jokhio	Kallri	Thatta	Thatta

*Average Household in Village – 40 & Average household size is 6 person/ Family*

#### **Drinking Water Supply – Solar Water Pumps**

Identified needy village and which were facing the shortage of safe drinking water, women fetch the water from long distance for their families. Once social mobilization process has been done, water samples collected for laboratory tests to know the level of water quality.

Out of 40 samples there were 25 samples were positive and safe for drinking. 25 bore holes with 6" inches dia, approximately 20 to 25 ft. deep have been completed.

After completion of boring work, constructed the 15ft high brick's towers and fiber water tanks installed in eight location and remaining 17 RCC tanks constructed on the top of all 17 towers. There are total 25 Solar Water pumps have been installed. All solar water pumps are functional and delivered safe drinking water as a primary source of water at the village.

According to Solar water pump specification, it can be produce the water is maximum 50 liters/ Minute and 15 liters/minute is minimum. This is flexible and adjust the requirement the village population and it depends on underground water volume.

#### **Operational & Maintenance (Sustainability of the Project)**

Community organization of the village will be responsible to maintain and care of the project and keep functional the project at least 20 years, because the life of the Solar equipment's are sufficient as below

Solar Panel Life is 25 Years & Warranty is 2 Years

Solar Water Pump Life is 05 Years & Warranty is 2 Years

Bricks tower is strong enough for the 20 years

After two years warranty, if need some maintenance or repairing in case of natural or man-made damage, Community organization has own savings for maintenance & repairing, which is collected from the village members. Rs. 100/ Month. This is regular savings of the villagers for the maintenance of the project equipment's.


### Health Awareness Sessions

Indus Earth Trust organized one day' training workshop on "Mother & Child Care, Vaccination & Transmitted Diseases" at all targeted villages. Training was designed aiming to aware local women on Mother & Child Care mal nutrition and Importance of Vaccination & Transmitted Diseases participants to enable them to preventive measures.

According to project target, 6 sessions conducted, due to long distance between villages, women have been picked from their villages for training sessions and drop the every women their houses after the training, 6 training sessions will benefit the women of 25 villages.

### Documentary

Recording of the project activities has been completed, now it's at studio for editing and putting monograms and translation. It will be shared with UNDP by the end of January, 2015.

### Brochure & Pamphlet

Brochures & Pamphlet has designed and distributed among the District Management offices, other NGOs, CBOs, local government offices and other stakeholders. See (Appendix – 1)



**Implementation schedule (if applicable).** Indicate percentage completed by end of:

2013: 10%

2014: 90%

**Project Funding (USD)** In the table below; please indicate the amount of funding from each partner. Include the EDM funding contributions as well as external funding partners and contributions by implementing partners, communities, and others.

Partner Name	Role	Internal / External	Financial Contribution	In-Kind Contribution
EDM	Donor	External	\$ 99,996	Nil
IET	Implementing Partner	Internal	\$ 2571	Vehicle
IET	Implementing Partner	Internal		Furniture

**Main activities planned and achievements for the Reporting Period as compared to the Work plan** (Please complement the activities with dates and venue as possible)


Activities	Planned Date	Realized Date	Direct Beneficiaries	Indirect Beneficiaries	Indicators and Achievement <sup>1, 2, 3</sup>	Summary of the current status
<b>Output 1.</b> Community Organization Development	October, 2013	December, 2013	1000 H.H	1000 H.H	FGD, Election conducted and 25 COs (M+f) Formed, 100% Achieved	Completed
<b>Output 2.</b> Survey Poverty Score card	October, 2013	December, 2013	1000 H.H	1000 H.H	25 Villages Surveyed, PSC recorded, 100% Achieved	Completed
<b>Output 3.</b> Signing the term of TOPs with COs	October, 2013	December, 2014	1000 H.H	1000 H.H	25 Agreements of TORs	Completed

<sup>1</sup> Number of households provided with an improved access to water and basic sanitation as the result of the project activities

<sup>2</sup> Number of communities enhanced adaptive capacity to climate change impact with improved water productivity in various sectors

<sup>3</sup> Number of awareness raising campaigns on increased access to water supply and sanitation and of climate resilient water resources management

*[Handwritten signature]*



Activities	Planned Date	Realized Date	Direct Beneficiaries	Indirect Beneficiaries	Indicators and Achievement <sup>4, 5, 6</sup>	Summary of the current status
<b>Output 4.</b> Create Awareness Among the Health Issues	Jan, 2014	March, 2014	500 Women	1000 women	Session have been recording with photographs. 100% Achieved	Completed
<b>Output 5.</b> Installation of Solar Water Pumps	Sep, 2014	Dec, 2014	1000 H.H	12000 H.H	Water Tests, Borings, Installation Solar Water Pumps, 100% Achieved	Completed
<b>Output 6.</b> Documentary Film	Sep,2014	Dec, 2014	1000 H.H	10000 H.H	Project Activities recorded, 100%	Completed
<b>Output 7.</b> Brochures & Pamphlets	Sep,201	Dec, 201	1000 H.H	15000 H.H	Brochure printed	Completed

<sup>4</sup> Number of households provided with an improved access to water and basic sanitation as the result of the project activities

<sup>5</sup> Number of communities enhanced adaptive capacity to climate change impact with improved water productivity in various sectors

<sup>6</sup> Number of awareness raising campaigns on increased access to water supply and sanitation and of climate resilient water resources management



**Current and anticipated problems, including planned remedial actions and lessons learned from addressing these problems (if any)**

The water table and soil structure is vary area to area in different villages, cost of boring become high and challenging where soil structure is week.

Availability of underground sweet water is rare in many villages.

**Coping**



Identified the villages their water table is approximately 30ft with solid soil structure.

Identified the location where is sweet water available.


  


Project Related Photos

Output 1 – Community Meeting with villagers for CBO Formation of (Men & Women)



*M. Kariyawa*



Output 2 – Survey through Poverty Scorecard




*Karim Khan*  
INDUS EARTH TRUST  
IET  
KARACHI

Output – 3 Signing of Term of Partnership



*Signature*




Output - 4 create the Awareness about the health issues among the Women.



*Handwritten signature*



INDUS EARTH TRUST  
IET  
KARACHI

Output – 5 Boring & Installation of Solar Water Pumps



*Signature*


INDUS EARTH TRUST  
IET  
KARACHI



*Handwritten signature*

INDUS EARTH TRUST  
IET  
KARACHI

Monitoring Visit



*Signature*

INDUS EARTH TRUST  
IET  
KARACHI

## Financial Report

S.#	General Category of Expenditures	Total budget (USD)	Expenditures	Balance	Amount requested
1	Supplies, commodities and equipment	873.79		0	174.76
1.1	Equipment: Computer 55000 @ 105.25 Camera 25000 @ 105.25 GPS 13496 @ 105.25		520 230 123.79		
1.2	Materials, goods	72651.78	71761.49	0	13,800.0
1.3	Supplies				
1.4	Other / Water Test		890.29		
2	Personnel	14999		0	3293.16
2.1	Project staff salaries 5 Person 125000 x 12 Month		11006.97		
2.2	Social Mobilization/ Co Formation 4458 x 24		1016.55		
2.3	International consultants				
2.4	Travel		2975.48		
2.5	Other				
3	Training of counterparts	2912.62		0	582.52
3.1	Meetings, Trainings (including travel, rental of premises etc.)		2912.62		
3.2	Other				
4	Contracts (including sub-contracts to third parties)				
4.1	Institutional Contracts (Subcontracts)				
4.2	Other				
5	Other Direct costs	3807.81		0	761.56
5.1	Audio visual & print production costs		2781.68		
5.2	Translation				
5.3	Postal		342.04		
5.4	Rental & maintenance of premises/premises alterations (needs justification)		684.09		
5.5	Other				
6	Total Direct Costs	95235	95235	0	18,612
7	Contingency Reserve (max 5% of Total Direct Costs)	4761	3374	1387	-
8	Total Direct Costs including Contingency Reserve	99996	98609	1387	18,612
9	Total	99996	98609	1387	18,612




Total Budget approved: 99,996

EDM Funds already advanced: 79,996.80

Amount of expenditures: 98,609

EDM Funds requested: 18,612

Balance (if exists): 1,387

Certified by: Ms. Samreen Ali Shah

Name and signature of the Representative of the Grantee

The Grantee is responsible for compiling and providing all supporting documentation or information related to this report at the request of UNDP.



A handwritten signature in blue ink is written over a circular purple stamp. The stamp contains the text "IET" in the center, "EARTH TRUST" at the top, and "KARACHI" at the bottom, with two small stars on either side of the bottom text.